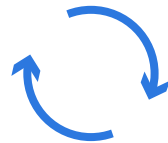




IM User Guide:

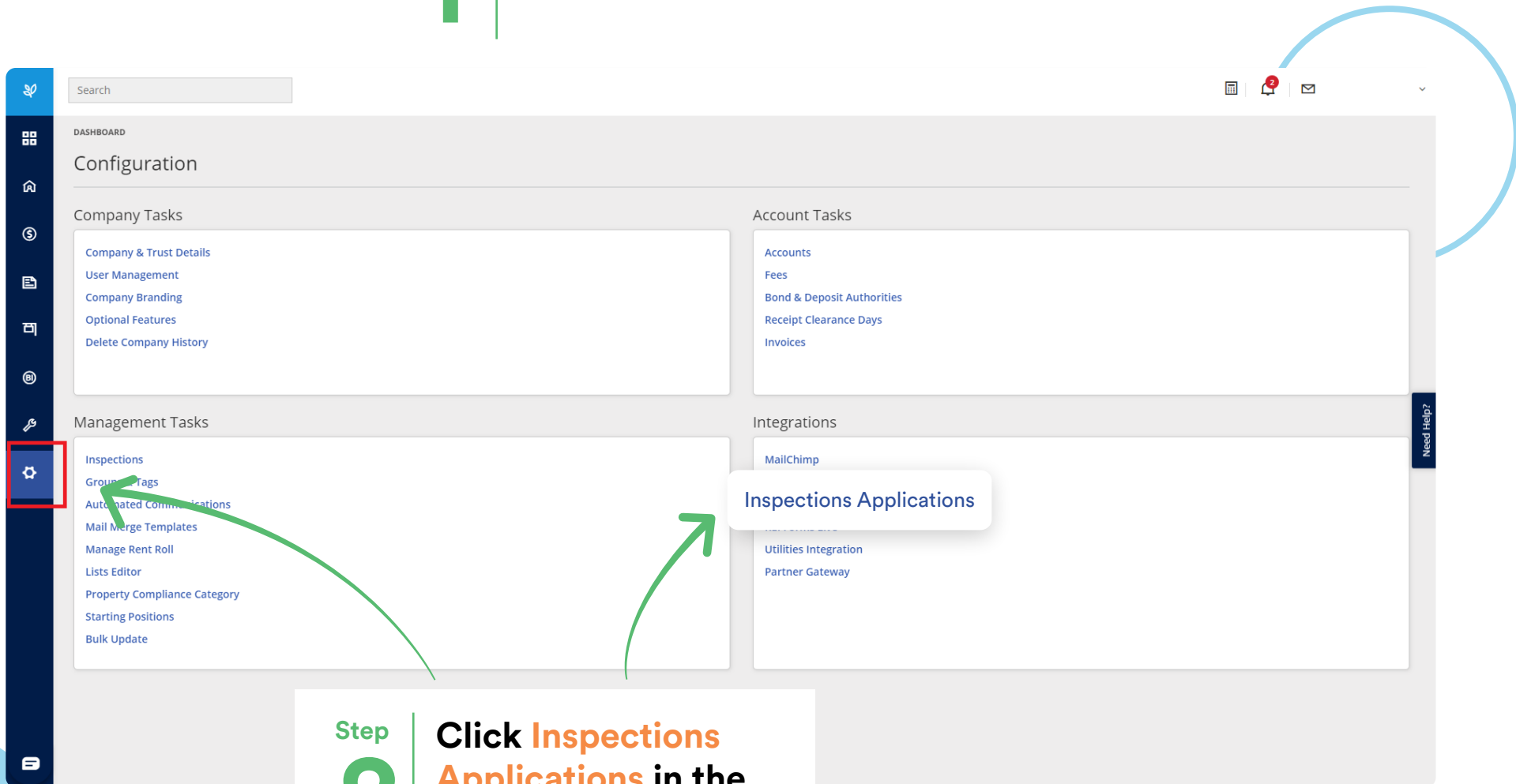
How to find the Property Tree API key



 Property Tree

Step 1

Log into Property Tree as a user with **Administrator** access



Step 2

Click **Inspections Applications** in the **Configuration** menu

Need a hand from our support team?

Phone:
1300 22 88 32 | 02 9264 6299

Email:
support@inspectionmanager.com

Live chat:
<https://inspectionmanager.com/contact/>

Step
3

Click **Generate API Key** to the right of **Inspection Manager** in the Applications list


Use the Inspections API to integrate your favourite inspections app with PropertyTree, allowing you to pass inspection information securely between both applications. The integration is FREE! Save time and scheduling, conducting and communicating the outcome of inspections. Get in touch with one of our partners to get started today!

APPLICATION	API KEY
	Generate API Key
	Generate API Key
	Generate API Key
	Generate API Key
Inspection Manager	5d4bbe69-1d90-41c9-819b-8505d831f0d7 Generate API Key
	Generate API Key
	Generate API Key

How it Works
Follow the instructions below to sync your app.

 **Generate Your API Key**
Find your inspections app and click the button to generate your API key.

 **Send API Key to Support**
Copy the unique API Key generated and email it to support@inspectionmanager.com

 **Activate Integration**
The inspections company will verify the API key and the integration will be ready to use!

Need Further Assistance?
Contact your inspections company for more details.

Step
4

Provide this key to the Inspection Manager support team by completing the online form at <https://inspectionmanager.com/syncpropertytree>

